









# LVFABBL2



<b>Product Family</b>	Dishwashers
<b>Width</b>	60 cm
<b>Commercial height</b>	80cm
<b>Installation</b>	Free-standing
<b>N° baskets</b>	3, with FlexiDuo third basket
<b>Motor</b>	Inverter
<b>EAN code</b>	8017709288464



## Programme / Functions

<b>No. of programmes</b>	5+5 quick programmes
<b>Washing temperatures</b>	38°, 45°, 50°, 65°, 70° °C
<b>Soak</b>	
<b>Rapid 27'</b>	Yes
<b>ECO</b>	
<b>Auto sensor 45-65</b>	
<b>Quiet (-2 dB)</b>	
<b>Ultraclean</b>	Yes
<b>ECO Quick</b>	
<b>Delicate and Quick</b>	
<b>Normal Quick</b>	
<b>Strong and fast</b>	

## Options



<b>Energy saving option EnerSave</b>	Yes	<b>Options for tabs FlexiTabs</b>	Yes
<b>Delay timer option</b>	Up to 9 hours, with automatic soak	<b>Quick Time option</b>	Yes
<b>1/2 load FlexiZone option (varied distribution)</b>	Yes		

## Baskets



<b>Basket colour</b>	Grey	<b>Largest loadable dish in upper basket</b>	19,0 cm
<b>Basket components colour</b>	Grey	<b>Lower Basket</b>	With double foldable rack
<b>Handle</b>	In plastic with stainless steel insert on upper and lower basket	<b>Lower basket with anti-drip inserts</b>	Yes
<b>Upper Basket</b>	With 3 foldable racks	<b>Largest loadable dish in lower basket</b>	30 cm
<b>Height adjustment of the upper basket</b>	On three levels	<b>Colour Inner Components</b>	Grey anti drop inserts, Grey handles, Grey pastic plate for regulation second basket on three levels, Grey Flexiduo, Grey Planetarium
<b>Upper basket with EasyGlide System</b>	Yes		

## Technical Features



<b>Controls</b>	Electronic	<b>Flood protection system</b>	Total Acquastop
<b>Display type</b>	1 digit	<b>Water supply</b>	Single; cold/hot water max. 60°C - energysave with hot water up to 35%
<b>Display</b>	Delayed start	<b>Max water hardness</b>	100°FH;58°dH
<b>Programme graphics</b>	Symbols	<b>Drying system</b>	Natural condenser drying, with EnerSave automatic door opening system at the end of the cycle
<b>On/off indicator</b>	Yes	<b>Tub material</b>	Stainless steel
<b>Salt light indicator</b>	Light	<b>Filter</b>	Stainless steel
<b>Rinse aid indicator</b>	Light	<b>Concealed heating element</b>	Yes
<b>End of cycle indicator</b>	Acoustic signal	<b>Hinges</b>	Self balancing with fixed hinges
<b>Washing system</b>	Planetarium	<b>Adjustable feet</b>	Just for levelling
<b>Third spray arm</b>	Single	<b>Back cover</b>	Yes
<b>Water softener</b>	With electronic setting	<b>Depth of dishwasher with open door (mm)</b>	1171
<b>Turbidity sensor Aquatest</b>	Yes	<b>Top cover</b>	In plastic

## Performance / Energy Label

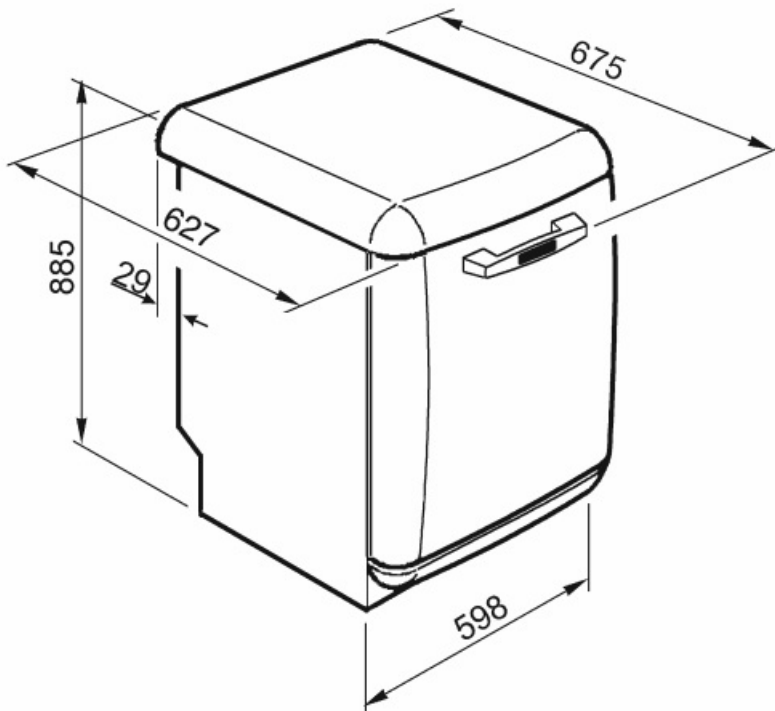


<b>Number of place settings</b>	13	<b>Annual energy consumption</b>	232 KWh/year
<b>Energy efficiency class</b>	A+++	<b>Annual water consumption</b>	2520 litres
<b>The Energy Efficiency Index (EE)</b>	49,1	<b>Reference programme</b>	ECO
<b>Drying performance</b>	A		

<b>Noise level</b>	45 dB(A) re 1pW	<b>Total cycle time of reference programme (min)</b>	240 min
<b>Energy consumption per cycle (kWh/cycle)</b>	0,81 kWh	<b>Energy consumption - stand by off mode</b>	0,5 W
<b>Water consumption per cycle (l/cycle)</b>	9 l	<b>Energy consumption - stand by on mode</b>	0,8 W
		<b>Duration of the stand by on mode (min)</b>	5 min

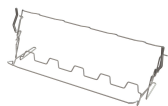
## Electrical Connection

<b>Plug</b>	(F;E) Schuko	<b>Frequency (Hz)</b>	50 Hz
<b>Connected power</b>	1800 W	<b>Type of connection</b>	Single-phase
<b>Current</b>	10 A	<b>Power supply cable length</b>	140 cm
<b>Voltage</b>	220-240 V		



## Not included accessories

---



### KITGH

Kit glass holder. It has to be fitted on the first basket but only if there are foldable racks

### KITINC






















a steel bar fitted on the top will block the dishwasher at the top.



### KITPLV2

Kit extension for dishwasher and washing machine: length mt. 2

## Symbols glossary

 <p>A+++: Appliances with this symbol can reduce energy consumption by a further 30% from the standard A energy rating.</p>	 <p>Aquatest measures the clarity of the water during an auto program, and automatically ensures the minimum consumption of water and energy.</p>
 <p>Anti-drip: Some models of dishwashers are equipped with special polymer nozzles anti-drip, that improve the process of drying.</p>	 <p>Delay Timer: The delay timer can postpone the start of the program by up to 24 hours.</p>
 <p>EasyGlide: Convenient EasyGlide system for easy unloading of the appliance that allows reaching maximum flexibility of load of the machine.</p>	 <p>FlexiDuo: The FlexiDuo 3rd cutlery basket allows you to arrange cutlery or small cups, ladles, or bulky utensils however you like: it consists of two separate and moveable modules.</p>
 <p>FlexiZone: The 1/2 load flexizone allows you to wash a reduced load saving energy, water and time and there are no restrictions on where the items are placed.</p>	 <p>Inverter technology: The evolution of Smeg's driers towards more intelligent and environmentally sustainable models has led to the choice of using Inverter technology with heat pumps, which reduces significantly energy consumption.</p>
 <p>Noise Level: Excellent insulation and special devices keep noise to a minimum.</p>	 <p>PLANETARIUM_WASHING_SYSTEM_72dpi</p>
 <p>Auto 45°- 65°: The auto programme regulates the length of a cycle depending on the need for a pre-wash and the number of rinses required.</p>	 <p>Delicate Quick: Program Delicate Quick is suitable for quick washing of delicate dishes.</p>
 <p>Eco: Eco, this economic wash programme uses a low amount of water and energy in order to provide the most environmentally friendly cleaning option.</p>	 <p>Eco: Eco, this economic wash programme uses a low amount of water and energy in order to provide the most environmentally friendly cleaning option.</p>
 <p>Normal Quick: Program Normal Quick is suitable for quick washing of mixed dishes, for everyday use.</p>	 <p>...</p>
 <p>Soak programme: The soak programme provides a rinse to prevent dirt from drying.</p>	 <p>Strong&amp;Fast: This special programme takes less than 1 hour to eliminate the most stubborn dirt and dried on residues.</p>
 <p>The symbols show the number of plate settings of the dishwasher.</p>	 <p>Total Acquastop: In addition to the partial Acquastop protection present in all Smeg dishwashers, some models have an electronic device fitted to the water intake hose, which monitors water levels in the machine, detects leaks in the hose and switches off the water supply immediately when necessary.</p>
 <p>System WaterSave ensures the best washing results with minimal water consumption depending on the model of dishwasher.</p>	